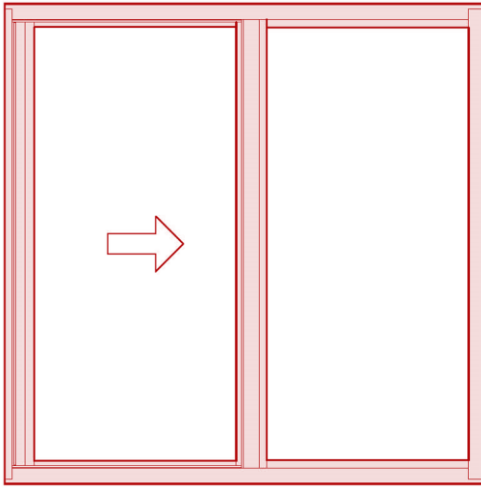


## Performance Data – Thermal Frame Windows

---



**Horizontal Slider  
Performance Data**

Rating: LC-PG40  
Type HS

Air Infiltration: <0.06 cfm/ft @1.62 psf


Water Resistance: 0 Leakage @ 6.00 lb/sf

Structural Performance: 60.0 psf

Thermally Broken: Yes

Frame Depth: 2-1/2 inches

Infill Options: Maximum 5/8"



**Fixed Window  
Performance Data**

Rating: CW-PG70  
Type F

Air Infiltration: <0.01 cfm/ft @6.24 psf

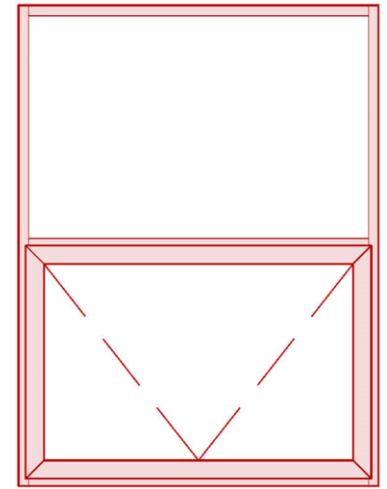
Water Resistance: 0 Leakage @ 15.0 lb/sf

Structural Performance: 105.0 psf

Thermally Broken: Yes

Frame Depth: 2-1/2 inches

Infill Options: Maximum 1"



**Fixed Over Project-In  
Performance Data**

Rating: CW-PG60  
Type AP

Air Infiltration: <0.03 cfm/ft @1.62 psf

Water Resistance: 0 Leakage @ 15.0 lb/sf

Structural Performance: 90.0 psf

Thermally Broken: Yes

Frame Depth: 2-1/2 inches

Infill Options: Maximum 1"